

Reference date:  
**31.10.2023.**

## Raiffeisen ESG Balanced Fund of Funds

Climate crisis, global warming, growing social inequality, environmental pollution. Well known things continuously broadcasted by the media and all of them mean serious threat to humanity. With Raiffeisen ESG Balanced Fund our clients can benefit from the performance of companies which are committed to decrease these risks and make the environment and society sustainable. Raiffeisen ESG Balanced Fund of Funds is a balanced fund, the portfolio consists of 50% equities and 50% bonds. The fund invests in securities indirectly via a fund of fund structure.

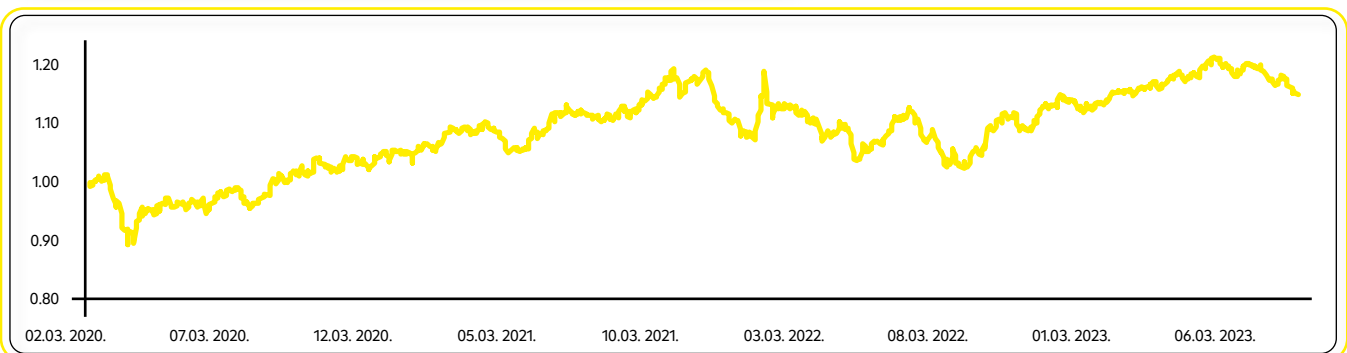
recommended minimum investment horizon:



KIID risk level (SRRI)



### PERFORMANCE DURING THE ACTUAL INVESTMENT STRATEGY SHARE CLASS 'A' (HUF)

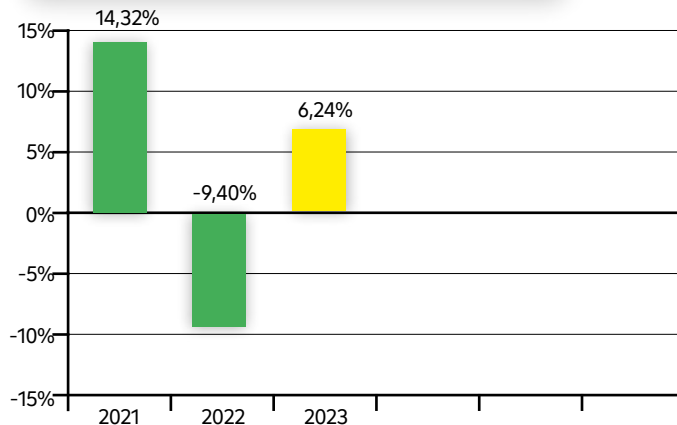


### INTRODUCTION OF THE FUND

share classes	A series	F series	U series
Currency	HUF	EUR	USD
investment strategy inception date	29.01.2020.	29.01.2020.	29.01.2020.
ISIN	HU0000724414	HU0000724430	HU0000724422
price	1,156313 HUF	0,935138 €	0,914961 USD
share class net asset value	7 772 825 370 HUF	12 502 585 €	6 211 796 USD
total net asset value	14 781 929 259 HUF		
category	multi assets balanced fund		

RETURN	3 month*	6 month*	1 year	3 year	5 year	Since actually investment strategy
„A” series (HUF)	-5,57%	-0,32%	10,27%	4,30%	-	4,11%
„E” series (EUR)	-5,45%	-3,24%	-1,31%	-0,15%	-	-1,60%
„U” series (USD)	-7,57%	-5,55%	5,25%	-3,09%	-	-2,19%

**RETURNS FOR THE LAST 5 YEARS AND THE CURRENT YEAR "A" SERIES HUF**



Past performance is not guarantee of future performance. The 2023. data is not annualized.

DEVIATION	3 month*	6 month*	1 year	3 year	5 year	Since actually investment strategy
„A” series (HUF)	5,82%	5,91%	7,68%	9,48%	-	10,23%
„E” series (EUR)	5,59%	5,50%	6,55%	6,86%	-	8,06%
„U” series (USD)	9,35%	9,14%	12,08%	11,44%	-	11,88%

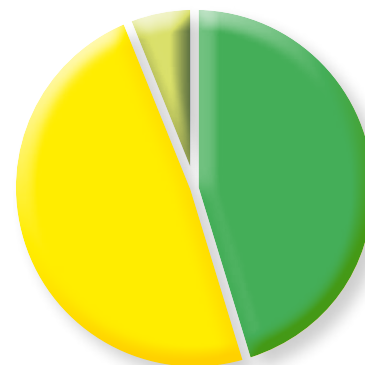
\*in-year figures, not annualized. Past performance is not guarantee of future performance.

**TOP EQUITIES**

MICROSOFT	USA	IT
ALPHABET(Google)	USA	IT
MOTOROLA	USA	Telecommunication
ACCENTURE	Ireland	Service company
SALESFORCE	USA	CRM
NOVO NORDISK	Danmark	Pharmacy
ANSYS	USA	Software manufacturing
VISA	USA	Finance
VERIKS	USA	Data analytics
AIR PRODUCT	USA	Chemical industry

**BOND AND EQUITY POSITIONS**

- 45,53% Equity
- 48,54% Bond
- 5,94% Cash



31.10.2023.

**Disclaimer**

The information provided in this document is only for informative purposes, it is not complete and does not count as an offer, investment or audit counselling. Raiffeisen Investment Fund Ltd. is in no way responsible for the information, fact, news, their completeness or inaccuracies, their changes occurring in the meantime, and the consequences of its usage causing any monetary and non-monetary damage. The information, fact, news and any interpretation, explanation, observation, statement represents Raiffeisen Investment Fund Ltd.'s professional opinion at the moment of the creation of this document, it does not contain any guidance concerning future trends, any change in expectations, monetary, economical nor market conditions. Before making any investment decision, read and inform carefully about the investment policy, distributional charges and possible risks concerning the investment from the IF's Key Investor Information Document and the official Prospect, which are available at the place of distribution and on the official website of the investment fund (alapok.raiffeisen.hu). This document is considered as marketing communication according to Kbtv 4. §, (1) paragraph 55. point the manager of the funds is Raiffeisen Investment Fund Ltd., (H-EN-III-187/2015.), distributor is Raiffeisen Bank Zrt. (22/1992., member of BET - Budapest Stock Exchange).